



Annexure 3A

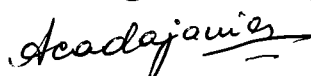
Pre & Post Scheme Shareholding Pattern of Zee Digital Convergence Limited as on July 24, 2017


Equity Shares of Rs 10/- each

Sr. No.	Name of Equity Shareholder	Pre Scheme		Post Scheme	
		No. of shares	% of Holding	No. of shares	% of Holding
1.	Zee Entertainment Enterprises Limited	29,999,300	100.00	99,300	100.00
2.	Zee Entertainment Enterprises Limited Jt. Punit Goenka	100	0.00	100	0.00
3.	Zee Entertainment Enterprises Limited Jt. Himanshu Mody	100	0.00	100	0.00
4.	Zee Entertainment Enterprises Limited Jt. Pushpal Sanghavi	100	0.00	100	0.00
5.	Zee Entertainment Enterprises Limited Jt. Vinod Thakurdesai	100	0.00	100	0.00
6.	Zee Entertainment Enterprises Limited Jt. Shripat Narkar	100	0.00	100	0.00
7.	Zee Entertainment Enterprises Limited Jt. M Lakshminarayanan	100	0.00	100	0.00
8.	Zee Entertainment Enterprises Limited Jt. Sheetal Chitlange	100	0.00	100	0.00
Total		30,000,000	100.00	1,00,000	100.00

* Pursuant to clause 8.1 of the Scheme there will be a reduction in the paid-up share capital of Zee Digital Convergence Limited.

For **Zee Digital Convergence Limited**


Armin Adajania
Company Secretary
A 13743



Place: Mumbai

Date : September 25, 2017

Pre & Post Scheme Shareholding Pattern of India Webportal Private Limited as on July 24, 2017

Equity Shares of Re 1/- each

Sr. No.	Name of Equity Shareholder	Pre-Scheme		Post Scheme	
		No of shares	% of Holding	No of shares	% of Holding
1.	Zee Entertainment Enterprises Limited	248,999,996	100.00	9,99,996	100.00
2.	Zee Entertainment Enterprises Ltd Jt. Hitesh Vakil	1	0.00	1	0.00
3.	Zee Entertainment Enterprises Ltd Jt. Punit Goenka	1	0.00	1	0.00
4.	Zee Entertainment Enterprises Ltd Jt. M Lakshminarayanan	1	0.00	1	0.00
5.	Zee Entertainment Enterprises Ltd Jt. Atul Das	1	0.00	1	0.00
Total		249,000,000	100.00	10,00,000	100.00

* Pursuant to Clause 8.2 of the Scheme there will be a reduction in share capital of India Webportal Private Limited.

For India Webportal Private Limited

Sundeep Mehta
Director



Place: Mumbai

Date : September 25, 2017

India Webportal Private Limited

Regd Office: Continental Building, 135, Dr. Annie Besant Road, Worli, Mumbai 400018

CIN: U72900MH2010PTC201526. Tel: +91-22-6697 1234 Fax: +91-22-2490 0302

Corp Office: 20th Floor, Marathon Futurex, A Wing, Lower Parel (E) Mumbai - 400 013

Tel: +91-22-022-71061234 Website: www.india.com


**Pre & Post Scheme Shareholding Pattern of Zee Unimedia Limited as on
July 24, 2017**

Equity Shares of Rs 10/- each

Sr. No.	Name of Equity Shareholder	Pre-Scheme		Post Scheme*	
		No. of shares	% of Holding	No. of shares	% of Holding
1.	Zee Entertainment Enterprises Limited	9,999,993	100.00	99,993	100.00
2.	Zee Entertainment Enterprises Limited Jt Mukund Galgali	1	0.00	1	0.00
3.	Zee Entertainment Enterprises Limited Jt Pankaj Suroliya	1	0.00	1	0.00
4.	Zee Entertainment Enterprises Limited Jt Vikas Somani	1	0.00	1	0.00
5.	Zee Entertainment Enterprises Limited Jt M Lakshminarayanan	1	0.00	1	0.00
6.	Zee Entertainment Enterprises Limited Jt Pushpal Sanghavi	1	0.00	1	0.00
7.	Zee Entertainment Enterprises Limited Jt Armin Adajania	1	0.00	1	0.00
8.	Zee Entertainment Enterprises Limited Jt Vishal Sangani	1	0.00	1	0.00
Total		10,000,000	100.00	1,00,000	100.00

* Pursuant to clause 8.3 of the Scheme there will be a reduction in share capital of Zee Unimedia Limited.

For **Zee Unimedia Limited**


M Lakshminarayanan
Director



Place: Mumbai

Date : September 25, 2017



ZEE UNIMEDIA LIMITED

Regd Office :16th Floor, A Wing, Marathon Futurex, N.M. Joshi Marg,
Lower Parel, Mumbai 400 013. India.

☎ + 91 22 7106 1234 F + 91 22 2300 2107

CIN : U74120MH2016PLC274857

Annexure 3D

Pre & Post Scheme Shareholding Pattern of Sarthak Entertainment Private Limited as on July 24, 2017

Equity Shares of Rs 10/- each

Sr. No.	Name of Shareholder	Pre-Scheme		Post Scheme	
		No. of shares	% of Holding	No. of shares	% of Holding
1.	Zee Entertainment Enterprises Limited	449,880	99.97	Not Applicable since post Scheme the Company shall dissolve without winding up	
2.	Zee Entertainment Enterprises Limited Jt M Lakshminarayanan	20	0.00		
3.	Zee Entertainment Enterprises Limited Jt Pushpal Sanghavi	20	0.00		
4.	Zee Entertainment Enterprises Limited Jt Mihir Modi	20	0.00		
5.	Zee Entertainment Enterprises Limited Jt Vikas Somani	20	0.00		
6.	Zee Entertainment Enterprises Limited Jt Mukund Galgali	20	0.00		
7.	Zee Entertainment Enterprises Limited Jt Bhupesh Sharma	20	0.00		
Total		450,000	100.00		

For **Sarthak Entertainment Private Limited**



M Lakshminarayanan
Director



Place : Mumbai

Date : September 25, 2017

Pre & Post Scheme Shareholding Pattern of Zee Entertainment Enterprises Limited as on June 30, 2017

Pre Scheme Shareholding Pattern

Pre-Scheme Equity Shareholding pattern of Zee Entertainment Enterprises Ltd as at June 30, 2017 filed electronically with the Stock Exchanges is annexed hereto.

Post Scheme Shareholding Pattern

Since the Composite Scheme of Arrangement and Amalgamation between Zee Digital Convergence Limited ('ZDCL'), India Webportal Private Limited ('IWPL'), Zee Unimedia Limited ('ZUL'), Sarthak Entertainment Private Limited ('SEPL'), Zee Entertainment Enterprises Limited ('ZEEL') and their respective Shareholders ('Composite Scheme') provides for consolidation of businesses of wholly-owned subsidiaries with the Parent Company no shares are proposed to be issued by the Company in lieu of its holding in any of the wholly owned subsidiaries and accordingly there will be no change in the Shareholding pattern of the Company in pursuance of the Composite Scheme.

For Zee Entertainment Enterprises Limited

Lakshminarayanan

**M Lakshminarayanan
Chief Compliance Officer & Company Secretary**



Place : Mumbai

Date : September 25, 2017



|| **VASUDHAIVA KUTUMBAKAM** ||
THE WORLD IS MY FAMILY

ZEE ENTERTAINMENT ENTERPRISES LIMITED

Regd. Office : 18th Floor, A Wing, Marathon Futorex, N. M. Joshi Marg, Lower Parel, Mumbai 400 013. India.

☎ + 91 22 7106 1234 F + 91 22 2300 2107

www.zeetelevision.com | CIN : L92132MH1982PLC028767

General Information about the Company			Declaration				
Crp Code	BSE: 505537 NSE: ZEEL-EQ	Sr No	Particulars		Equity Shares		
			Promoter & Promoter Group	Public	Non Promoter Public		
Name of the Company	Zee Entertainment Enterprises Limited	1	Whether the Listed Entity has issued any partly paid up shares?		No	No	No
Class of Security	Equity Shares	2	Whether the Listed Entity has issued any Convertible Securities or Warrants ?		No	No	No
Type of Report	Quarterly	3	Whether the Listed Entity has any shares against which depository receipts are issued ?		No	No	No
Quarter Ended	30-Jun-2017	4	Whether the Listed Entity has any shares in locked-in ?		No	No	No
Date of allotment / extinguishment / Listing	NA	5	Whether any shares held by promoters are pledged or otherwise encumbered ?		Yes	NA	NA
Shareholding Pattern filed Under	Regulation 31(1)(b)	6	Whether the Listed Entity has issued any differential Voting Rights ?		No	No	No


Table I - Summary Statement holding of specified securities

Category	Category of the Shareholders (II)	No. of shareholder (III)	No. of fully paid up equity shares held (IV)	No of Partly paid-up equity shares held (V)	Nos. of shares underlying Depository Receipts (VI)	Total nos. of shares held (VII = IV+V+VI)	Shareholding % VIII - (As a % of A+B+C2) (VIII)	Number of Voting Rights held in each class of securities (IX)			No. of Shares Underlying Outstanding convertible securities (X)	No of Warrants XI	No. Of Shares Underlying Outstanding convertible securities and No. Of Warrants (XI) (a)	Shareholding as a % of diluted share capital) (XI) = (VII)+(X) as a % of A+B+C2	Number of Locked in shares (XII)		Number of Shares pledged or otherwise encumbered (XIII)		Number of equity shares held in dematerialized form (XIV)	
								No of Voting Rights							Total as a % of (A+B+C)	No. (a)	As a % of total Shares held (b)	No. (a)		As a % of total shares held (b)
								Class X	Class Y	Total										
A)	Promoter & Promoter Group	15	413670212	0	0	413670212	43.07	413670212	NA	413670212	43.07	0	0	0	0	0	171266120	41.40	413670212	
B)	Public	100335	546778508	0	0	546778508	56.93	546778508	NA	546778508	56.93	0	0	0	0	0	0	0	543331361	
C)	Non Promoter- Non Public											0	0	0	0	0	0	0	0	
(C1)	Shares underlying DRs	0	0	0	0	0	0.00	NA	NA	NA	NA	0	0	0	0	0	0	0	0	
(C2)	Shares held by Employee Trusts	0	0	0	0	0	0.00	NA	NA	NA	NA	0	0	0	0	0	0	0	0	
	Total	100350	960448720	0	0	960448720	100	960448720	NA	960448720	100	0	0	0	0	0	171266120	17.83	959001573	

Sr No	Category & Name of the Shareholders (I)	No. of shareholder (II)	No. of fully paid up equity shares held (IV)	Partly paid-up equity shares held (V)	Nos. of shares underlying Depository Receipts (VI)	Total nos. of shares held (VII = IV+V+VI)	Shareholding % VIII - (As a % of A+B+C2) (VIII)	Number of Voting Rights held in each class of securities (IX)			No. of Shares Underlying Outstanding convertible securities (including Warrants) (X)	No of Warrants XI	No. Of Shares Underlying Outstanding convertible securities and No. Of Warrants (XI) (a)	Shareholding as a % of diluted share capital) (XI) = (VII)+(X) as a % of A+B+C2	Number of Locked in shares (XII)		Number of Shares pledged or otherwise encumbered (XIII)		Number of equity shares held in dematerialized form (XIV)	
								No of Voting Rights							Total as a % of Total Voting rights	No. (a)	As a % of total Shares held (b)	No. (a)		As a % of total shares held (b)
								Class X	Class Y	Total										

Table II - Statement showing shareholding pattern of the Promoter and Promoter Group

Indian																				
a)	Individuals/Hindu undivided Family	0	0	0	0	0	0	0	NA	NA	NA	0	0	0	0	0	0	0	0	
b)	Central Government/ State Government(s)	0	0	0	0	0	0	0	NA	NA	NA	0	0	0	0	0	0	0	0	
c)	Financial Institutions/Banks	0	0	0	0	0	0	0	NA	NA	NA	0	0	0	0	0	0	0	0	
d)	Any Other (specify)	12	241403408	-	-	241403408	25.13	241403408	NA	241403408	25.13	0	0	0	25.13	0	0	171266120	70.95	241403408
	- Cyquator Media Services Private Limited	10	241402908			241402908	25.13	241402908	NA	241402908	25.13	0	0	0	25.13	0	0	171266120	70.95	241402908
	- Sprit Textiles Private Limited	1	400			400	0.00	400	NA	400	0.00	0	0	0	0.00	0	0	-	-	400
	- Essel Infraprojects Limited	1	100			100	0.00	100	NA	100	0.00	0	0	0	0.00	0.00	0	-	-	100
	Sub-Total (A)(1)	12	241403408	-	-	241403408	25.13	241403408		241403408	25.13				25.13	0	0	171266120	70.95	241403408
Foreign																				
a)	Individuals (Non- Resident Individuals/ Foreign Individuals)	0	0	0	0	0	0	0	NA	NA	NA	0	0	0	0	0	0	0	0	
b)	Government	0	0	0	0	0	0	0	NA	NA	NA	0	0	0	0	0	0	0	0	
c)	Institutions	0	0	0	0	0	0	0	NA	NA	NA	0	0	0	0	0	0	0	0	
d)	Foreign Portfolio Investor	0	0	0	0	0	0	0	NA	NA	NA	0	0	0	0	0	0	0	0	
e)	Any Other (specify)	3	172266804	0	0	172266804	17.94	172266804		172266804	17.94	0	0	0	17.94	0	0	0	0	172266804
	- Essel International Limited	1	23000000	0	0	23000000	2.40	23000000		23000000	2.40	0	0	0	2.40	0	0	0	0	23000000
	- Essel Holdings Ltd	1	46378518	0	0	46378518	4.83	46378518		46378518	4.83	0	0	0	4.83	0	0	0	0	46378518
	- Essel Media Ventures Ltd	1	102888286	0	0	102888286	10.71	102888286		102888286	10.71	0	0	0	10.71	0	0	0	0	102888286
	Sub-Total (A)(2)	3	172266804	0	0	172266804	17.94	172266804	NA	172266804	17.94	0	0	0	17.94	0	0	0	0	172266804




Total Shareholding of Promoter and Promoter Group (A)= (A)(1)+(A)(2)	15	413670212	0	0	413670212	43.07	413670212	NA	413670212	43.07	0	0	0	43.07	0	0	171266120	41.40	413670212
--	----	-----------	---	---	-----------	-------	-----------	----	-----------	-------	---	---	---	-------	---	---	-----------	-------	-----------

Table III - Statement showing shareholding pattern of the Public shareholder																			
1) Institutions																			
a) Mutual Funds	185	50798275	0	0	50798275	5.29	50798275	NA	50798275	5.29	0	0	0	5.29	0	0	0	0	50798275
b) Venture Capital Funds																			
c) Alternate Investment Funds																			
d) Foreign Venture Capital Investors																			
e) Foreign Portfolio Investors	749	429031872	0	0	429031872	44.67	429031872		429031872	44.67	0	0	0	44.67	0	0	0	0	42909972
- Oppenheimer Developing Markets Fund		65300739	0	0	65300739	6.80	65300739		65300739	6.80	0	0	0	6.80	0	0	0	0	65300739
- Vanguard International Growth Fund		13937524	0	0	13937524	1.45	13937524		13937524	1.45	0	0	0	1.45	0	0	0	0	13937524
- Government of Singapore		12970501	0	0	12970501	1.35	12970501		12970501	1.35	0	0	0	1.35	0	0	0	0	12970501
- Columbia Acorn International		10025681	0	0	10025681	1.04	10025681		10025681	1.04	0	0	0	1.04	0	0	0	0	10025681
f) Financial Institutions/ Banks	36	2652611	0	0	2652611	0.28	2652611	NA	2652611	0.28	0	0	0	0.28	0	0	0	NA	2652611
g) Insurance Companies	0	0	0	0	0	0.00	0	NA	0	0.00	0	0	0	0.00	0	0	0	NA	0
h) Provident Funds/ Pension Funds	0	0	0	0	0	0	0	NA	NA	0	0	0	0	0	0	0	0	NA	0
i) Any Other (specify)	0	0	0	0	0	0	0	NA	NA	0	0	0	0	0	0	0	0	NA	0
Sub-Total (B)(1)	970	482482758	0	0	482482758	50.24	482482758	NA	482482758	50.24	0	0	0	50.24	0	0	0	NA	482460858
2) Central Government/ State Government(s)/ President of India																			
	4	1319121	0	0	1319121	0.14	1319121	NA	1319121	0.14	0	0	0	-	0	0	0	NA	1319121
Sub-Total (B)(2)	4	1319121	0	0	1319121	0.14	1319121	NA	1319121	0.14	0	0	0	0.14	0	0	0	NA	1319121
3) Non-institutions																			
a) Individuals -																			
i. Individual shareholders holding nominal share capital up to Rs. 2 lakhs.	93875	18465740	0	0	18465740	1.92	18465740	NA	18,465,740	1.92	0	0	0	1.92	0	0	0	NA	17826738
ii. Individual shareholders holding nominal share capital in excess of Rs. 2 lakhs.	3	1575218	0	0	1575218	0.16	1575218	NA	1575218	0.16	0	0	0	0.16	0	0	0	NA	1575218
b) NBFCs registered with RBI	0	0	0	0	0	0.00	0	NA	NA	0	0	0	0	0.00	0	0	0	NA	0
c) Employee Trusts	0	0	0	0	0	0.00	0	NA	NA	0	0	0	0	0	0	0	0	NA	0
d) Overseas Depositories (holding DRs) (balancing figure)	0	0	0	0	0	0.00	0	NA	NA	0	0	0	0	0	0	0	0	NA	0
e) Any Other :	5483	42935671	0	0	42935671	4.47	42935671	NA	42935671	4.47	0	0	0	4.47	0	0	0	NA	42149426
- Bodies Corporate	1350	33191178	0	0	33191178	3.47	33191178	NA	33191178	3.47	0	0	0	3.47	0	0	0	NA	33191178
- Clearing Members	363	1693563	0	0	1693563	0.18	1693563	NA	1693563	0.18	0	0	0	0.18	0	0	0	NA	1693563
- Trust	52	5131638	0	0	5131638	0.53	5131638	NA	5131638	0.53	0	0	0	0.53	0	0	0	NA	5131638
- Hindu Undivided Family	1580	477010	0	0	477010	0.05	477010	NA	477010	0.05	0	0	0	0.05	0	0	0	NA	477010
- NRI - Repat	1388	1481854	0	0	1481854	0.15	1481854	NA	1481854	0.15	0	0	0	0.15	0	0	0	NA	1144064
- NRI - Non Repat	744	900269	0	0	900269	0.09	900269	NA	900269	0.09	0	0	0	0.09	0	0	0	NA	451814
- Overseas Corporate Bodies	2	984	0	0	984	0.00	984	NA	984	0.00	0	0	0	0.00	0	0	0	NA	984
- Foreign Nationals	3	2837	0	0	2837	0.00	2837	NA	2837	0.00	0	0	0	0.00	0	0	0	NA	2837
- Others	1	56338	0	0	56338	0.00	56338	NA	56338	0.00	0	0	0	0.00	0	0	0	NA	56338
Sub-total (B)(3)	99361	62976629	0	0	62976629	6.56	62976629	NA	62976629	6.56	0	0	0	6.56	0	0	0	NA	61551382
Total Public Shareholding (B)= (B)(1)+(B)(2)+(B)(3)	100335	546778508	0	0	546778508	56.93	546778508	NA	546778508	56.93	0	0	0	56.93	0	0	0	NA	545331361

Table IV - Statement showing shareholding pattern of the Non Promoter - Non Public Shareholder																				
Total Non Promoter - Non Public Shareholding (C)= (C)(1)+(C)(2)																				
Total (A+B+C)	100350	960448720	0	0	960448720	100.00	960448720	NA	960448720	100.00	0	0	0	100.00					959001573	
Total (A+B+C)	100350	960448720	0	0	960448720		960448720	NA	960448720		0	0	0					171266120	17.83	959001573

Details of Unclaimed Shares - Public shareholders				
Serial No.	Number of shareholders	Outstanding shares held in demat or unclaimed suspense account	voting rights which are frozen	Disclosure of notes on shares which remain unclaimed for public shareholders
1	338	175377	175377	

For Zee Entertainment Enterprises Limited


M. Lakshminarayana
 Chief Compliance Officer & Company Secretary

General Information about the Company		Declaration					Preference Shares		
Scrip Code	BSE: 717503 NSE: ZEEL-P1	Sr No	Particulars			Promoter & Promoter Group	Public	Non Promoter Public	
Name of the Company	Zee Entertainment Enterprises Limited	1	Whether the Listed Entity has issued any partly paid up shares?			No	No	No	
Class of Security	Preference Shares	2	Whether the Listed Entity has issued any Convertible Securities or Warrants ?			No	No	No	
Type of Report	Quarterly	3	Whether the Listed Entity has any shares against which depository receipts are issued ?			No	No	No	
Quarter Ended	30-Jun-2017	4	Whether the Listed Entity has any shares in locked-in ?			No	No	No	
Date of allotment / extinguishment / Listing	NA	5	Whether any shares held by promoters are pledged or otherwise encumbered ?			Yes	NA	NA	
Shareholding Pattern filed Under	Regulation 31(1)(b)	6	Whether the Listed Entity has issued any differential Voting Rights ?			No	No	No	

Table I - Summary Statement holding of specified securities

Category	Category of the Shareholders (II)	No. of share holder (III)	No. of fully paid up pref. shares held (IV)	No. of Partly paid up pref. shares held (V)	Nos. of pref. shares underlying Depository Receipts (VI)	Total nos. of shares held (VII = IV+V+VI)	Shareholding % VIII - (As a % of A+B+C2) (VIII)	Number of Voting Rights held in each class of securities (IX)			No. of Shares Underlying Outstanding convertible securities (X)	No of Warrants XI	No. Of Shares Underlying Outstanding convertible securities and No. Of Warrants (XI) (a)	Shareholding as a % of diluted share capital (XI) = (VII)+(X) as a % of A+B+C2	Number of Locked in shares (XII)		Number of Shares pledged or otherwise encumbered (XIII)		Number of pref. shares held in dematerialized form (XIV)	
								No of Voting Rights							Total as a % of (A+B+C)	No. (a)	As a % of total Shares held (b)	No. (a)		As a % of total shares held (b)
								Class X	Class Y	Total										
A)	Promoter & Promoter Group	7	233471850	0	0	233471850	11.58	233471850	NA	233471850	11.58	0	0	0	11.58	0	0	185310800	79.37	233471850
B)	Public	82749	1783470462	0	0	1783470462	88.42	1783470462	NA	1783470462	88.42	0	0	0	88.42	0	0	0	0	1780253890
C)	Non Promoter- Non Public											0	0	0						0
(C1)	Shares underlying DRs	0	0	0	0	0	0.00	NA	NA	NA	NA	0	0	0	NA	0	0	0	0	0
(C2)	Shares held by Employee Trusts	0	0	0	0	0	0.00	NA	NA	NA	NA	0	0	0	0.00	0	0	0	0	0
	Total	82756	2016942312	0	0	2016942312	100.00	2016942312		2016942312	100.00	0	0	0	100.00	0	0	185310800	9.19	2013725740

Sr No	Category & Name of the Shareholders (I)	No. of share holder (II)	No. of fully paid up pref. shares held (IV)	Partly paid up pref. shares held (V)	Nos. of shares underlying Depository Receipts (VI)	Total nos. of shares held (VII = IV+V+VI)	Shareholding % VIII - (As a % of A+B+C2) (VIII)	Number of Voting Rights held in each class of securities (IX)			No. of Shares Underlying Outstanding convertible securities (including Warrants) (X)	No of Warrants XI	No. Of Shares Underlying Outstanding convertible securities and No. Of Warrants (XI) (a)	Shareholding as a % of diluted share capital (XI) = (VII)+(X) as a % of A+B+C2	Number of Locked in shares (XII)		Number of Shares pledged or otherwise encumbered (XIII)		Number of pledge shares held in dematerialized form (XIV)	
								No of Voting Rights							Total as a % of Total Voting rights	No. (a)	As a % of total Shares held (b)	No. (a)		As a % of total shares held (b)
								Class X	Class Y	Total										
	Indian																			
(i)	Individuals/ Hindu undivided Family	0	0	0	0	0	0	0	NA	NA	NA	0	0	0	0	0	0	0	0	0
(ii)	Central Government/ State Government(s)	0	0	0	0	0	0	0	NA	NA	NA	0	0	0	0	0	0	0	0	0
(iii)	Financial Institutions/Banks	0	0	0	0	0	0	0	NA	NA	NA	0	0	0	0	0	0	0	0	0
(iv)	Any Other (specify)	7	233471850	-	-	233471850	11.58	233471850	NA	233471850	11.58	0	0	0	11.58	0	0	185310800	79.37	233471850
	- Cyquator Media Services Private Limited	3	62160000			62160000	3.08	62160000	NA	62160000	3.08	0	0	0	3.08	0	0	3400000	61.78	62160000
	- Sprit Textiles Private Limited	1	24400630			24400630	1.22	24400630	NA	24400630	1.22	0	0	0	1.22	0	0	0	0	24400630
	- Veena Investment Private Limited	1	210			210	0	210	NA	210	0	0	0	0	0	0	0	0	0	210
	- Essel Infraprojects Limited	1	210			210	0	210	NA	210	0	0	0	0	0	0	0	0	0	210
	- Essel Landmark Private Limited	1	146910800			146910800	7.28	146910800	NA	146910800	7.28	0	0	0	7.28	0	0	146910800	100	146910800
	Sub-Total (A)(1)	7	233471850	0	0	233471850	11.58	233471850	NA	233471850	11.58			11.58	0	0	185310800	79.37	233471850	
	Foreign																			
(i)	Individuals (Non- Resident Individuals/ Foreign Individuals)	0	0	0	0	0	0	0	NA	NA	NA	0	0	0	0	0	0	0	0	0
(ii)	Government	0	0	0	0	0	0	0	NA	NA	NA	0	0	0	0	0	0	0	0	0
(iii)	Institutions	0	0	0	0	0	0	0	NA	NA	NA	0	0	0	0	0	0	0	0	0
(iv)	Foreign Portfolio Investor	0	0	0	0	0	0	0	NA	NA	NA	0	0	0	0	0	0	0	0	0
(v)	Any Other (specify)	0	0	0	0	0	0	0	NA	0	0	0	0	0	-	0	0	0	0	0
	Sub-Total (A)(2)	0	0	0	0	0	0	0	NA	0	0	0	0	-	0	0	0	0	0	0
	Total Shareholding of Promoter and Promoter Group (A)=(A)(1)+(A)(2)	7	233471850	0	0	233471850	11.58	233471850	NA	233471850	11.58	0	0	0	11.58	0	0	185310800	79.37	233471850




Table III - Statement showing shareholding pattern of the Public shareholder

Institutions																				
a)	Mutual Funds	33	97436004	0	0	97436004	4.83	97436004	NA	97436004	4.83	0	0	0	4.83	0	0	0	0	97436004
	IFFL Cash Opportunities Fund	1	48866532	0	0	48866532	2.42	48866532	NA	48866532	2.42				2.42					48866532
b)	Venture Capital Funds	0																		
c)	Alternate Investment Funds																			
d)	Foreign Venture Capital Investors																			
e)	Foreign Portfolio Investors	67	543998371	0	0	543998371	26.97	543998371		543998371	26.97	0	0	0	26.97	0	0	0	NA	543998371
	- Oppenheimer Developing Markets Fund		189591305	0	0	189591305	9.40	189591305		189591305	9.40	0	0	0	9.40	0	0	0		189591305
	- American Funds Developing World Growth and Income Fund		78949000	0	0	78949000	3.91	78949000		78949000	3.91	0	0	0	3.91	0	0	0		78949000
	- Capital Group Emerging Markets total Opportunities (LUX)		59498000	0	0	59498000	2.95	59498000		59498000	2.95	0	0	0	2.95	0	0	0		59498000
	- Oppenheimer Global Fund		29407492	0	0	29407492	1.46	29407492		29407492	1.46	0	0	0	1.46	0	0	0		29407492
	- Ontario Teachers' Pension Plan Board -NP3A-ALL		24780000	0	0	24780000	1.23	24780000		24780000	1.23	0	0	0	1.23	0	0	0		24780000
f)	Financial Institutions/ Banks	17	443985	0	0	443985	0.02	443985	NA	443985	0.02	0	0	0	0.02	0	0	0	NA	443985
g)	Insurance Companies	0	0	0	0	0	0.00	0	NA	0	0.00	0	0	0	0.00	0	0	0	NA	0
h)	Provident Funds/Pension Funds	0	0	0	0	0	0	0	NA	0	0	0	0	0	0	0	0	0	NA	0
i)	Any Other (specify)	0	0	0	0	0	0	0	NA	0	0	0	0	0	0	0	0	0	NA	0
	Sub-Total (B)(1)	117	641878360	0	0	641878360	31.82	641878360	NA	641878360	31.82	0	0	0	31.82	0	0	0	NA	641878360
2)	Central Government/ State Government(s)/ President of India	0	0	0	0	0	0	0	NA	0	0	0	0	0	0	0	0	0	NA	0
	Sub-Total (B)(2)	0	0	0	0	0	0	0	NA	0	0	0	0	0	0	0	0	0	NA	0
3)	Non-Institutions																			
i)	Individuals -																			
	i. Individual shareholders holding nominal share capital up to Rs. 2 lakhs.	77762	28863303	0	0	28863303	1.43	28863303	NA	28863303	1.43	0	0	0	1.43	0	0	0	NA	28863303
	ii. Individual shareholders holding nominal share capital in excess of Rs. 2 lakhs.	805	332036936			332036936	16.46	332036936		332036936	16.46	0	0	0	16.46	0	0	0	NA	332036936
ii)	NBFCs registered with RBI	0	0	0	0	0	0.00	0	NA	0	0.00	0	0	0	0.00	0	0	0	NA	0
iii)	Employee Trusts	0	0	0	0	0	0.00	0	NA	0	0.00	0	0	0	0	0	0	0	NA	0
iv)	Overseas Depositories (holding DRs) (balancing figure)	0	0	0	0	0	0.00	0	NA	0	0.00	0	0	0	0	0	0	0	NA	0
v)	Any Other :	4065	780691863	0	0	780691863	38.71	780691863	NA	780691863	38.71	0	0	0	38.71	0	0	0	NA	780691863
	Bodies Corporate	1044	696202216	0	0	696202216	34.32	696202216	NA	696202216	34.32	0	0	0	34.32	0	0	0	NA	696202216
	- Shree Cement Ltd	-	199861622	0	0	199861622	9.91	199861622	NA	199861622	9.91	0	0	0	9.91	0	0	0		199861622
	- ICICI Prudential Life Insurance Company Ltd	-	141599758	0	0	141599758	7.02	141599758	NA	141599758	7.02	0	0	0	7.02	0	0	0		141599758
	- SBI Life Insurance Company Ltd	-	37766607	0	0	37766607	1.87	37766607	NA	37766607	1.87	0	0	0	1.87	0	0	0		37766607
	- Reliance Nippon Life Asset Management Ltd	-	29860000	0	0	29860000	1.48	29860000	NA	29860000	1.48	0	0	0	1.48	0	0	0		29860000
	- Symphony Limited	-	25000000	0	0	25000000	1.24	25000000	NA	25000000	1.24	0	0	0	1.24	0	0	0		25000000
	Hindu Undivided Family	1404	22071087	0	0	22071087	1.09	22071087	NA	22071087	1.09	0	0	0	1.09	0	0	0		22071087
	Clearing Members	125	876600	0	0	876600	0.04	876600	NA	876600	0.04	0	0	0	0.04	0	0	0		876600
	Foreign Bodies	1	118309	0	0	118309	0.01	118309	NA	118309	0.01	0	0	0	0.01	0	0	0		118309
	NRI Repatriable	863	3923811	0	0	3923811	0.19	3923811	NA	3923811	0.19	0	0	0	0.19	0	0	0		3923811
	NRI Non Repatriable	615	3593072	0	0	3593072	0.18	3593072	NA	3593072	0.18	0	0	0	0.18	0	0	0		3593072
	Overseas Corporate Bodies	3	71058	0	0	71058	0.00	71058	NA	71058	0.00	0	0	0	0.00	0	0	0		71058
	Trust	10	53835710	0	0	53835710	2.67	53835710	NA	53835710	2.67	0	0	0	2.67	0	0	0		53835710
	Sub-total (B)(3)	82632	1141592102	0	0	1141592102	56.60	1141592102	NA	1141592102	56.60	0	0	0	56.60	0	0	0		1141592102
	Total Public Shareholding (B) = (B)(1)+(B)(2)+(B)(3)	82749	1783470462	0	0	1783470462	88.42	1783470462	NA	1783470462	88.42	0	0	0	88.42	0	0	0		1783470462

Table IV - Statement showing shareholding pattern of the Non Promoter - Non Public Shareholder

Total Non Promoter -Non Public Shareholding (C)=(C)(1)+(C)(2)																					
Total (A+B+C)	82756	2016942312			2016942312	100.00	2016942312	NA	2016942312	100.00	0	0	0	100.00						2013725740	
Total (A+B+C)	82756	2016942312			2016942312		2016942312	NA	2016942312	100.00	0	0	0						185310800	9.19	2013725740

Details of Unclaimed Pref.Shares - Public shareholders

Serial No.	Number of shareholders	Outstanding shares held in demat or unclaimed suspense account	voting rights which are frozen	Disclosure of notes on shares which remain unclaimed for public shareholders
1	259	969052		

For Zee Entertainment Enterprises Limited

M. Lakshmi Narayanan
M. Lakshmi Narayanan
Chief Compliance Officer & Company Secretary